

GETTING THE TEMPERATURE READING DURING HOT WEATHER PENNANT PLAY

To obtain temperature readings during Pennant play, you will need access to a device (computer/tablet/smart phone) running a Web browser.

Larger (computer or tablet) screen size preferred.

When following the procedures described in the Conditions of Play, the temperature should be checked as described below “immediately after” the hour and the half hour.

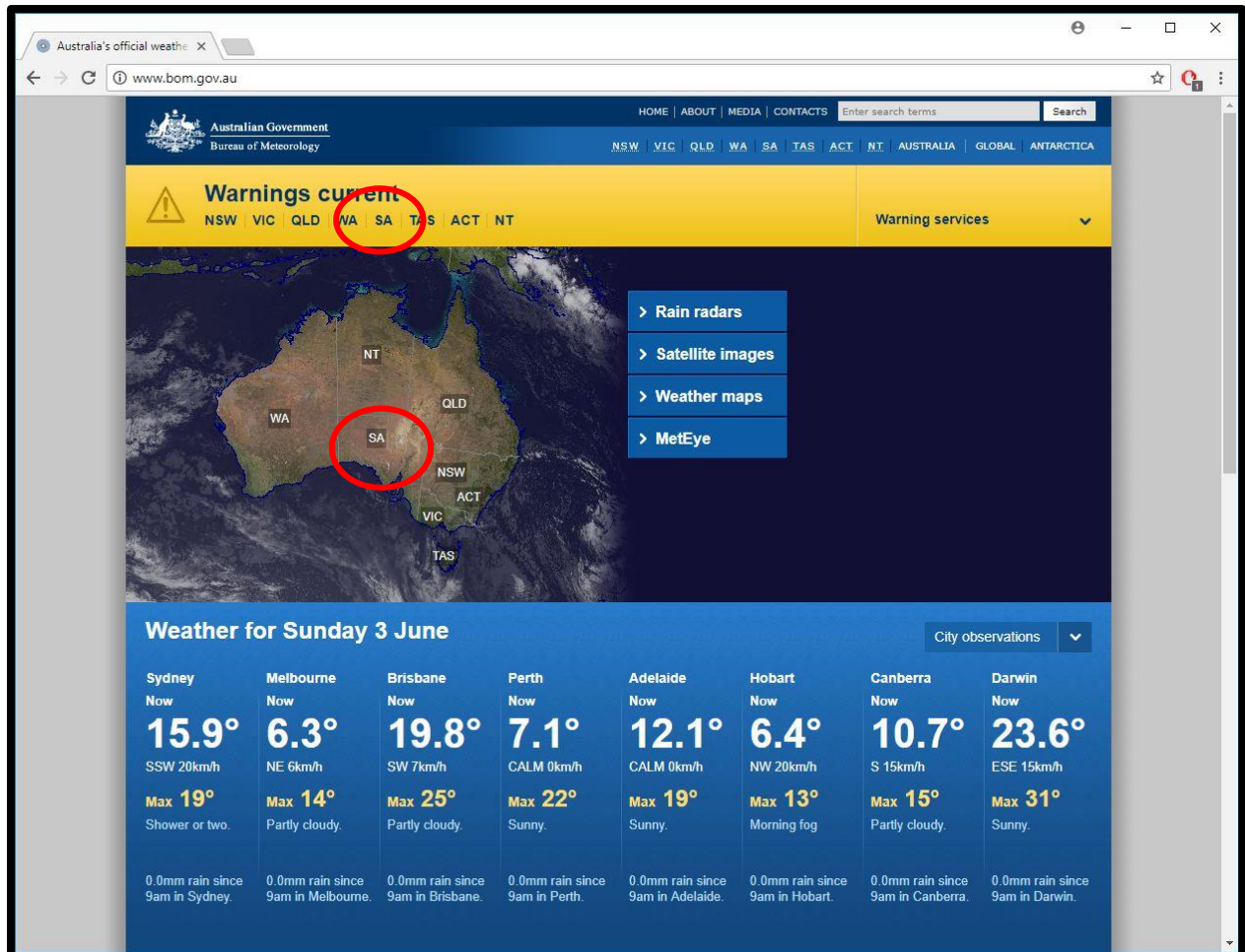
For most temperature stations, the relevant information will appear within 5 minutes of the hour and the half hour. It is important that the temperature that is noted is for the specified times, not other times (i.e. not 10 past, 20 past etc).

Critical to the efficiency of the procedure is to identify the person or persons who will be relied on to check the temperature. Whether it is a non-playing person (preferred) or a player involved in the game, they must be identified to the Umpire of the day and the Side managers and should be given support as needed to be able to be effective.

Open the Web browser on the device and get to this page

[Google BOM for instance or type in the URL www.bom.gov.au]

Click/tap on “SA” (on the map) for the next screen

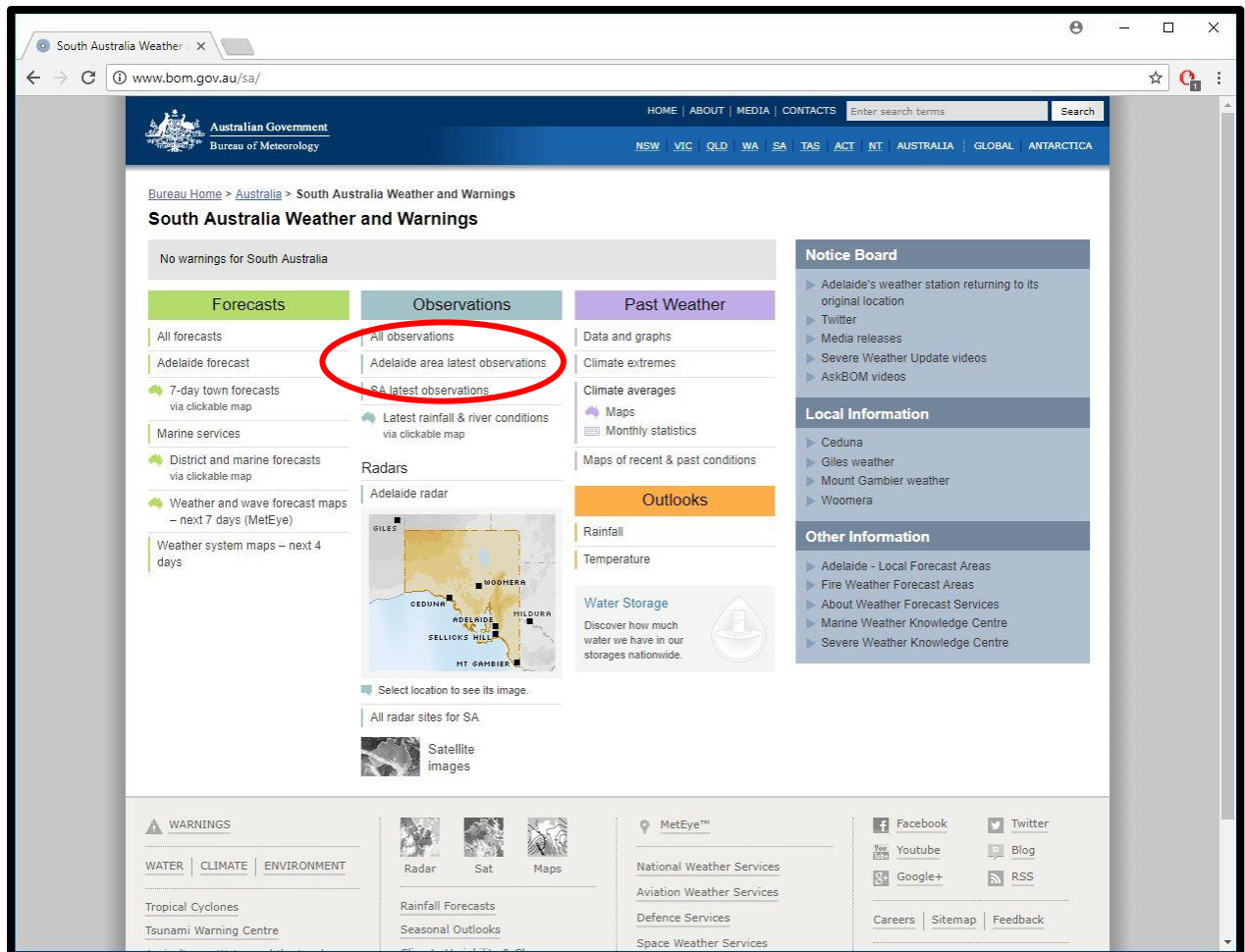


The screenshot shows the Australian Bureau of Meteorology website. The 'Warnings current' section is highlighted in yellow, with a red circle around the 'SA' link in the navigation bar. Below this is a map of Australia with a red circle around the 'SA' state. To the right of the map are links for 'Rain radars', 'Satellite images', 'Weather maps', and 'MetEye'. Below the map is a section titled 'Weather for Sunday 3 June' with a 'City observations' dropdown menu. The table below shows weather data for eight cities: Sydney, Melbourne, Brisbane, Perth, Adelaide, Hobart, Canberra, and Darwin.

City	Now	Max	Conditions	Rain
Sydney	15.9°	19°	Shower or two.	0.0mm rain since 9am in Sydney.
Melbourne	6.3°	14°	Partly cloudy.	0.0mm rain since 9am in Melbourne.
Brisbane	19.8°	25°	Partly cloudy.	0.0mm rain since 9am in Brisbane.
Perth	7.1°	22°	Sunny.	0.0mm rain since 9am in Perth.
Adelaide	12.1°	19°	Sunny.	0.0mm rain since 9am in Adelaide.
Hobart	6.4°	13°	Morning fog.	0.0mm rain since 9am in Hobart.
Canberra	10.7°	15°	Partly cloudy.	0.0mm rain since 9am in Canberra.
Darwin	23.6°	31°	Sunny.	0.0mm rain since 9am in Darwin.

This screen will appear

Click/tap on “Adelaide area latest observations” for the next screen



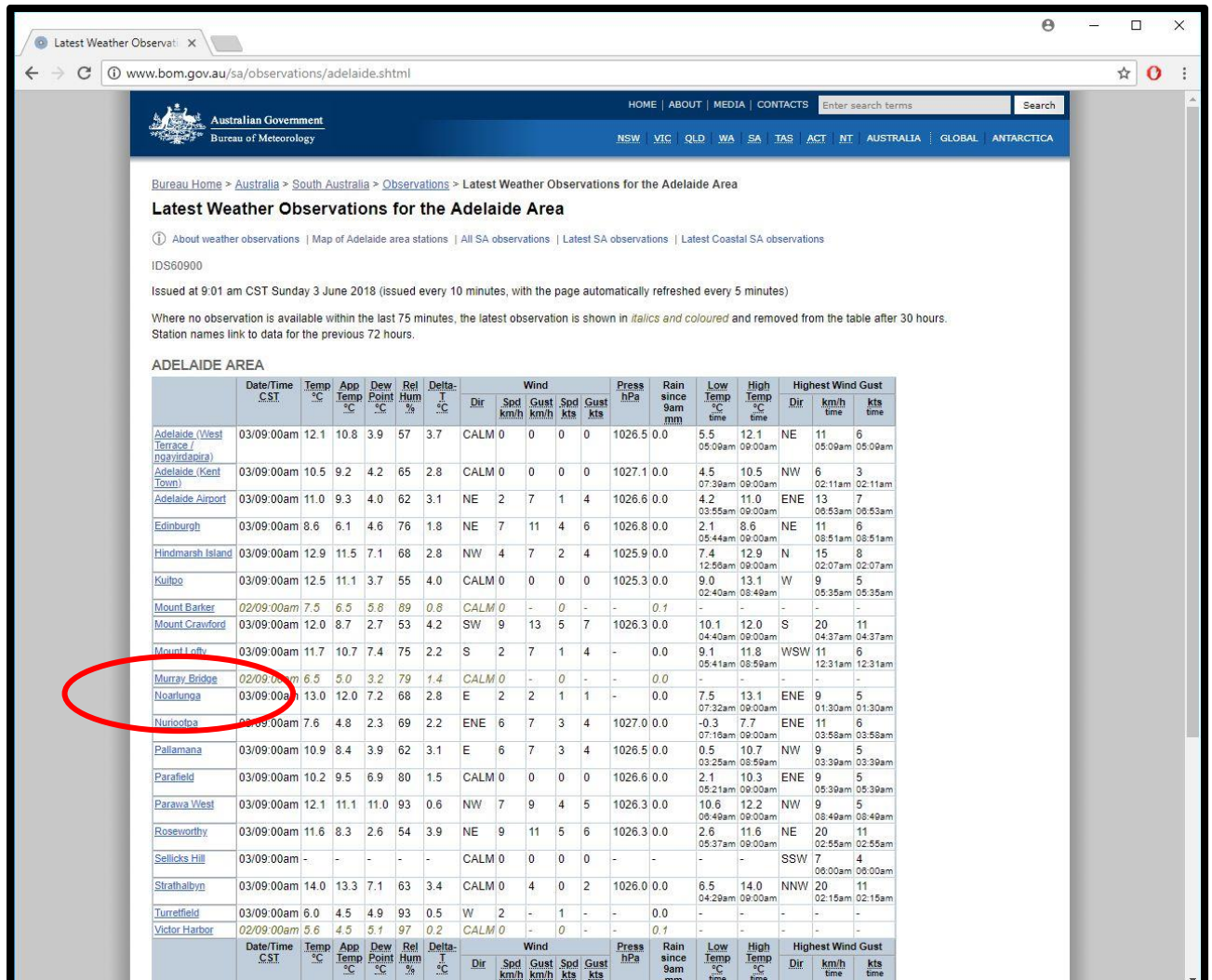
The screenshot shows the Bureau of Meteorology website for South Australia. The page is titled "South Australia Weather and Warnings" and features a navigation menu with options like "Forecasts", "Observations", and "Past Weather". The "Observations" section is active, and the link "Adelaide area latest observations" is highlighted with a red circle. Other visible elements include a "Notice Board", "Local Information", and "Other Information" sections, as well as a "Water Storage" section. The footer contains various service links and social media icons.

This screen will appear

Identify the appropriate weather station for your venue (refer list at the end of the Pennant Bowls Conditions of Play 2018-2019)

[This example will use the Noarlunga weather station]

Click/tap on the appropriate weather station name for the next screen



Latest Weather Observations for the Adelaide Area

Issued at 9:01 am CST Sunday 3 June 2018 (issued every 10 minutes, with the page automatically refreshed every 5 minutes)

Where no observation is available within the last 75 minutes, the latest observation is shown in *italics and coloured* and removed from the table after 30 hours. Station names link to data for the previous 72 hours.

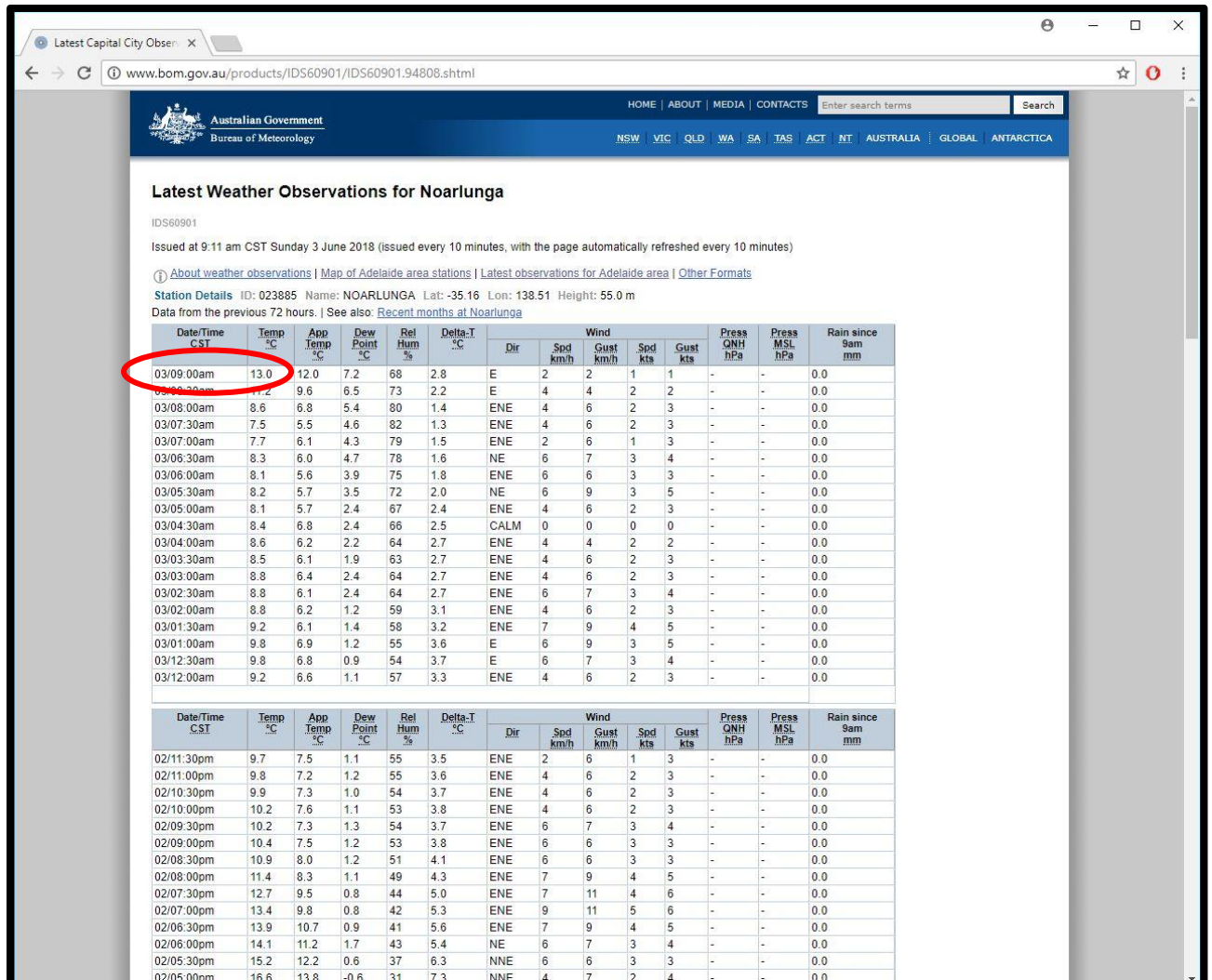
ADELAIDE AREA

	Date/Time CST	Temp °C	App Temp °C	Dew Point °C	Rel Hum %	Delta- T °C	Wind				Press hPa	Rain since 9am mm	Low Temp °C time	High Temp °C time	Highest Wind Gust				
							Dir	Spd km/h	Gust km/h	Spd kts					Gust kts	Dir	km/h time	kts time	
Adelaide (West Terrace / Ngayindjapira)	03/09:00am	12.1	10.8	3.9	57	3.7	CALM	0	0	0	0	1026.5	0.0	5.5 05:00am	12.1 09:00am	NE	11	6 05:00am	
Adelaide (Kent Town)	03/09:00am	10.5	9.2	4.2	65	2.8	CALM	0	0	0	0	1027.1	0.0	4.5 07:39am	10.5 09:00am	NW	6	3 02:11am	
Adelaide Airport	03/09:00am	11.0	9.3	4.0	62	3.1	NE	2	7	1	4	1026.6	0.0	4.2 03:55am	11.0 09:00am	ENE	13	7 09:53am	
Edinburgh	03/09:00am	8.6	6.1	4.6	76	1.8	NE	7	11	4	6	1026.8	0.0	2.1 05:44am	8.6 09:00am	NE	11	6 08:51am	
Hindmarsh Island	03/09:00am	12.9	11.5	7.1	68	2.8	NW	4	7	2	4	1025.9	0.0	7.4 12:50am	12.9 09:00am	N	15	8 02:07am	
Kuitpo	03/09:00am	12.5	11.1	3.7	55	4.0	CALM	0	0	0	0	1025.3	0.0	9.0 02:40am	13.1 08:49am	W	9	5 05:35am	
Mount Barker	02/09:00am	7.5	6.5	5.8	89	0.8	CALM	0	-	0	-	0.1	-	-	-	-	-	-	
Mount Crawford	03/09:00am	12.0	8.7	2.7	53	4.2	SW	9	13	5	7	1026.3	0.0	10.1 04:40am	12.0 09:00am	S	20	11 04:37am	
Mount Lofty	03/09:00am	11.7	10.7	7.4	75	2.2	S	2	7	1	4	-	0.0	9.1 05:41am	11.8 08:59am	WSW	11	6 12:31am	
Murray Bridge	02/09:00am	6.5	5.0	3.2	79	1.4	CALM	0	-	0	-	0.0	-	-	-	-	-	-	
Noarlunga	03/09:00am	13.0	12.0	7.2	68	2.8	E	2	2	1	1	-	0.0	7.5 07:32am	13.1 09:00am	ENE	9	5 01:30am	
Nuriootpa	03/09:00am	7.6	4.8	2.3	69	2.2	ENE	6	7	3	4	1027.0	0.0	-0.3 07:16am	7.7 09:00am	ENE	11	6 03:58am	
Pallamana	03/09:00am	10.9	8.4	3.9	62	3.1	E	6	7	3	4	1026.5	0.0	0.5 03:25am	10.7 08:59am	NW	9	5 03:39am	
Parafield	03/09:00am	10.2	9.5	6.9	80	1.5	CALM	0	0	0	0	1026.6	0.0	2.1 05:21am	10.3 09:00am	ENE	9	5 05:39am	
Parawa West	03/09:00am	12.1	11.1	11.0	93	0.6	NW	7	9	4	5	1026.3	0.0	10.6 08:49am	12.2 09:00am	NW	9	5 08:49am	
Roseworthy	03/09:00am	11.6	8.3	2.6	54	3.9	NE	9	11	5	6	1026.3	0.0	2.6 05:37am	11.6 09:00am	NE	20	11 02:55am	
Sellicks Hill	03/09:00am	-	-	-	-	-	CALM	0	0	0	0	-	-	-	-	-	SSW	7	4 08:00am
Strathalbyn	03/09:00am	14.0	13.3	7.1	63	3.4	CALM	0	4	0	2	1026.0	0.0	6.5 04:29am	14.0 09:00am	NNW	20	11 02:15am	
Turrefield	03/09:00am	6.0	4.5	4.9	93	0.5	W	2	-	1	-	-	0.0	-	-	-	-	-	
Victor Harbor	02/09:00am	5.6	4.5	5.1	97	0.2	CALM	0	-	0	-	0.1	-	-	-	-	-	-	

A screen like this one will appear

The most recent time and temperature reading will be at the top of the list

ENSURE THAT THE TIME IS CORRECT FOR THE TEMPERATURE READING YOU NEED – ONLY “ON THE HOUR” OR “HALF PAST THE HOUR” READINGS ARE RELEVANT



Latest Capital City Observations

www.bom.gov.au/products/IDS60901/IDS60901.94808.shtml

Australian Government
Bureau of Meteorology

HOME | ABOUT | MEDIA | CONTACTS

NSW VIC QLD WA SA TAS ACT NT AUSTRALIA GLOBAL ANTARCTICA

Latest Weather Observations for Noarlunga

IDS60901

Issued at 9:11 am CST Sunday 3 June 2018 (issued every 10 minutes, with the page automatically refreshed every 10 minutes)

[About weather observations](#) | [Map of Adelaide area stations](#) | [Latest observations for Adelaide area](#) | [Other Formats](#)

Station Details ID: 023885 Name: NOARLUNGA Lat: -35.16 Lon: 138.51 Height: 55.0 m

Data from the previous 72 hours. | See also: [Recent months at Noarlunga](#)

Date/Time CST	Temp °C	App Temp °C	Dew Point °C	Rel Hum %	Delta-T °C	Dir	Spd km/h	Gust km/h	Spd kts	Gust kts	Press QNH hPa	Press MSL hPa	Rain since 9am mm
03/09:00am	13.0	12.0	7.2	68	2.8	E	2	2	1	1	-	-	0.0
03/08:30am	11.2	9.6	6.5	73	2.2	E	4	4	2	2	-	-	0.0
03/08:00am	8.6	6.8	5.4	80	1.4	ENE	4	6	2	3	-	-	0.0
03/07:30am	7.5	5.5	4.6	82	1.3	ENE	4	6	2	3	-	-	0.0
03/07:00am	7.7	6.1	4.3	79	1.5	ENE	2	6	1	3	-	-	0.0
03/06:30am	8.3	6.0	4.7	78	1.6	NE	6	7	3	4	-	-	0.0
03/06:00am	8.1	5.6	3.9	75	1.8	ENE	6	6	3	3	-	-	0.0
03/05:30am	8.2	5.7	3.5	72	2.0	NE	6	9	3	5	-	-	0.0
03/05:00am	8.1	5.7	2.4	67	2.4	ENE	4	6	2	3	-	-	0.0
03/04:30am	8.4	6.8	2.4	66	2.5	CALM	0	0	0	0	-	-	0.0
03/04:00am	8.6	6.2	2.2	64	2.7	ENE	4	4	2	2	-	-	0.0
03/03:30am	8.5	6.1	1.9	63	2.7	ENE	4	6	2	3	-	-	0.0
03/03:00am	8.8	6.4	2.4	64	2.7	ENE	4	6	2	3	-	-	0.0
03/02:30am	8.8	6.1	2.4	64	2.7	ENE	6	7	3	4	-	-	0.0
03/02:00am	8.8	6.2	1.2	59	3.1	ENE	4	6	2	3	-	-	0.0
03/01:30am	9.2	6.1	1.4	58	3.2	ENE	7	9	4	5	-	-	0.0
03/01:00am	9.8	6.9	1.2	55	3.6	E	6	9	3	5	-	-	0.0
03/12:30am	9.8	6.8	0.9	54	3.7	E	6	7	3	4	-	-	0.0
03/12:00am	9.2	6.6	1.1	57	3.3	ENE	4	6	2	3	-	-	0.0
02/11:30pm	9.7	7.5	1.1	55	3.5	ENE	2	6	1	3	-	-	0.0
02/11:00pm	9.8	7.2	1.2	55	3.6	ENE	4	6	2	3	-	-	0.0
02/10:30pm	9.9	7.3	1.0	54	3.7	ENE	4	6	2	3	-	-	0.0
02/10:00pm	10.2	7.6	1.1	53	3.8	ENE	4	6	2	3	-	-	0.0
02/09:30pm	10.2	7.3	1.3	54	3.7	ENE	6	7	3	4	-	-	0.0
02/09:00pm	10.4	7.5	1.2	53	3.8	ENE	6	6	3	3	-	-	0.0
02/08:30pm	10.9	8.0	1.2	51	4.1	ENE	6	6	3	3	-	-	0.0
02/08:00pm	11.4	8.3	1.1	49	4.3	ENE	7	9	4	5	-	-	0.0
02/07:30pm	12.7	9.5	0.8	44	5.0	ENE	7	11	4	6	-	-	0.0
02/07:00pm	13.4	9.8	0.8	42	5.3	ENE	9	11	5	6	-	-	0.0
02/06:30pm	13.9	10.7	0.9	41	5.6	ENE	7	9	4	5	-	-	0.0
02/06:00pm	14.1	11.2	1.7	43	5.4	NE	6	7	3	4	-	-	0.0
02/05:30pm	15.2	12.2	0.6	37	6.3	NNE	6	6	3	3	-	-	0.0
02/05:00pm	15.6	13.8	-0.6	31	7.3	NNE	4	7	2	4	-	-	0.0